


ADJUSTABLE PEDESTAL




ADVANTAGE

- Hiding the water tube, gauge, cable, etc.
- Meeting the demand of load bearing.
- Raising for water draining to protect decking.
- DIY assemble
- Various adjustable heights
- Fast installation to save time and labor
- Free maintenance

Adjustable Pedestal is mainly used to solve the problem of installing wood plastic decking on uneven ground and raising the entire deck system. It is widely used in swimming pools, gardens, roofs, balconies and other areas

INSTALLATION GUIDE


MB-DPAO-A	30-45mm	
MB-DPAO-B	45-75mm	
MB-DPAO-C	80-130mm	
MB-DPAO-D	130-175mm	
MB-DPAO-E	160-260mm	
MB-DPAO-F	190-320mm	




1. Snap the aluminum joists into the pedestal tabs.



2. Fix the joist connector at both ends of the joist, slide in the side groove of the joist to a suitable position, and fix it with screws.



3. The last step is to fix the decking onto the joists frame structure according to the installation guide.



4. Install the L-Shaped Corner Trim, Job Done!